
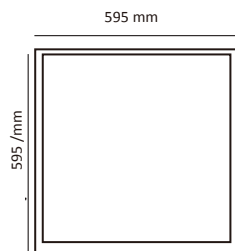


DATA SHEET - Edge-Lit Panel Certa PHILIPS



PRODUCT HIGHLIGHTS



1. Latest EPREL2.0 "E", High Luminous Efficiency-up To 120lm/w
2. Unique Heat Dissipation Design, Uniform Light Emission, Higher Illumination.
3. The Surface Is Bright And Clean, The Light Is Soft And Not Dazzling, And There Is No Light Radiation.
4. The Frame Is Made Of High Strength Aluminium Alloy, Which Is Stronger Than The One On The Market.
5. Anti-glare, energy saving, long lifetime, good color rendering, easier installation.
6. CRI>80, SDCM<5, UGR<19

Product information

Model No.	PL2223 , PL 2650
Main application	Residential/Commercial
Nominal lifetime	50,000h

Light information

UGR	<19
CCT	4000K
Beam Angle	120°
Lumens per Watt	120lm/W
Color Rendering Index	>80

Dimming and controls information

Dimmable	N/A
----------	-----

Housing information

Housing	Aluminum
Diffuser	Acrylic/PC


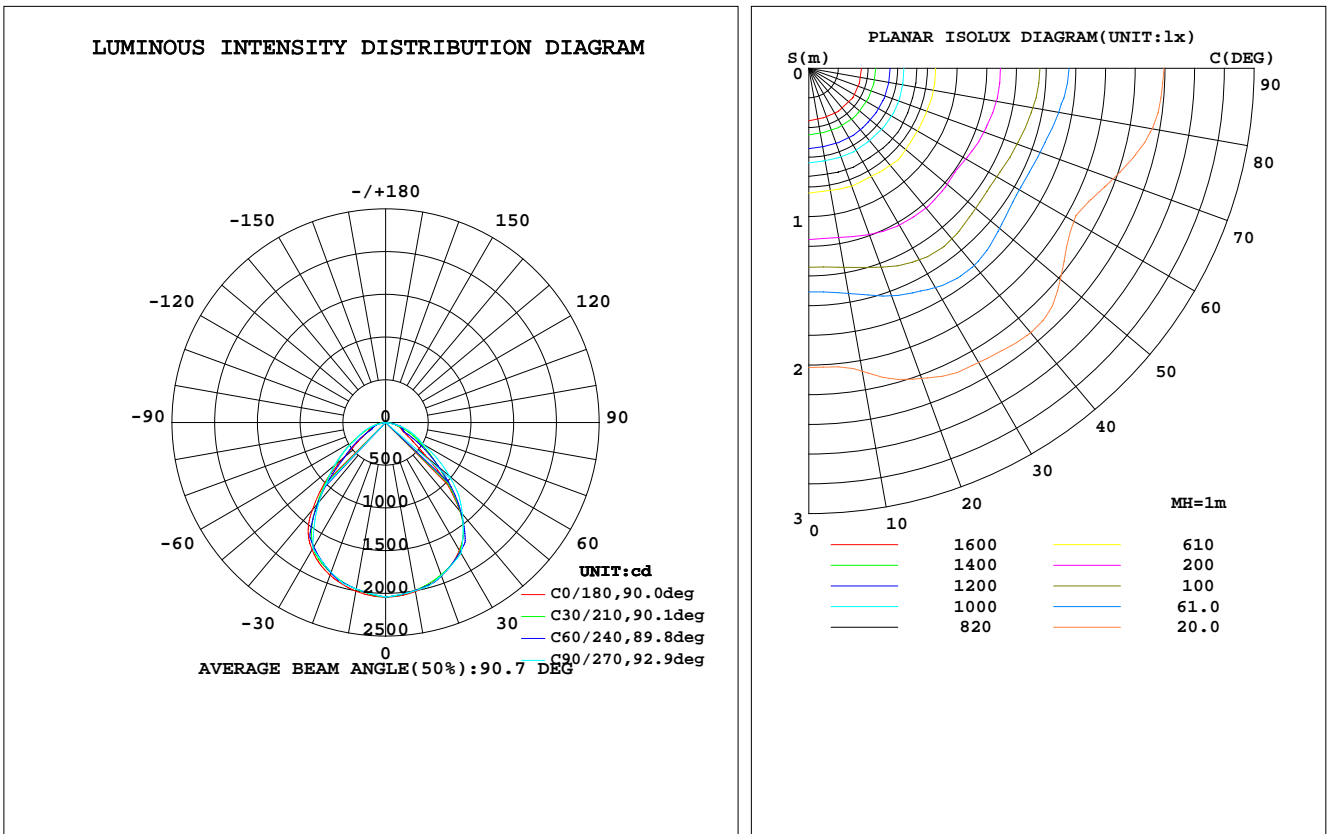
Approval information

Energy saving product	Yes
Energy efficiency label	A++
Approval marks	CE mark, RoHS compliance

Electrical information

Model No.	PL2223 PL 2650
Power	36W
Driver	Certa Philips
Driver IP Rating	IP40
Current	±900mA
Frequency	50/60Hz
Power factor	>0.90
Voltage	AC202-240V
Isolation input to output	SELV

WARRANTY 5 YEARS



CertaDrive